

<p>Step 1→ Take out your homework.</p>	<h1>Scripts</h1>
<p>Step 2→ Write down today's date and title.</p>	<p><u>Practicing Scripts</u> <u>4/12/16</u></p>
<p>Step 3→ Journal</p>	<p><u>Journal #25: FREE WRITE</u></p>

● Journal #25: Free Write



- **Then**

Proof:

Then → When (now or later)

(When)

- Ex. Then I lost my backpack.

- **Than**

- Proof:

Than = more than






(more than)

Ex. She is taller than I am.



Group Progress:

Move the post-it as you progress. You should be ready to peer edit by the end of the lesson!



Period 4

	Writing the Script	Script done, NEED TO PRINT	Practicing sitting (Table Read)	Practicing on our feet	Ready for a peer edit
1.1					
1.3					
2.2					
2.4					
3.1					
3.5 Viviane					
3.5 Kaylee					

Peer Review the scenes

- After 15 minutes of performance practice, groups will be paired to watch and give critiques.
- Fill out the peer review sheet for the group you watch.
- **Turn in the peer review to Ms. Wiedmeyer (not the group!)**

GROUP MEMBERS: _____ **Peer Editor:** _____

Scene: _____

Grade each category. Then, write a constructive comment for each category.

Dialogue: A B C D E (Does it translate well? Does it have nice flow? Is it realistic?)

Pace: A B C D E (Was it too quick? Too slow? Which parts/characters need work?)

Volume: A B C D E (Was it too loud? Too quiet? Which parts/characters need work?)

Body language: A B C D E (What was effective? Did it help create character and build relationships?)

Facial Expressions: A B C D E (Were they used appropriately?)

Props: A B C D E (Were they used effectively?)

Use of the stage: A B C D E (Was the whole area used? Was the action planned out well?)

OVERALL: A B C D E

On the back, write any other comments, including what you really enjoyed and what needs work.

How you will be graded:

Teamwork Evaluation

Names of group members:	Give each person a score: 1 (not helpful) to 10 (helpful)	Explanation

SCRIPT / PERFORMANCE EVALUATION	Needs Work (1)	Average (3)	Excellent (5)
Individual Worksheet; "Understanding your character" worksheet (front) is completed.			
Script Inclusion of key events/understanding of scene			
Script Translation into dialogue using authentic and appropriate word choice.			
Script Stage directions are clear and add to the action of the scene.			
Personal Performance Practiced rendition of the script using appropriate gestures, facial expressions, voice, etc.			

Bonus: Memorization: 1 pt. Exceptional props/costumes: 1 pt.

Avg. Teamwork Score: _____	Script/Performance Score: _____
----------------------------	---------------------------------

TOTAL: _____/35 → _____%

HOMework: A DAY

- DUE Thursday, 4/14/16
 - Be ready to perform!
 - Each individual → Completed worksheet/rubric
 - Each group → ONE printed copy of the script for Ms. Wiedmeyer

HOMework: B DAY

- DUE Friday, 4/15/16
 - Be ready to perform!
 - Each individual → Completed worksheet/rubric
 - Each group → ONE printed copy of the script for Ms. Wiedmeyer