

<p>Step 1→ Take out your homework.</p>	<p>Vocab. 9-12 Imagery OER</p>	
<p>Step 2→ Read today's title/ objective</p>	<p>TITLE: Reading Projects and "The Most Dangerous Game" Objective: Can I analyze for fictional elements?</p>	<p>A Day: 9/21/16 B Day: 9/22/16</p>
<p>Step 3→ Journal</p>	<p><u>NO JOURNAL TODAY.</u> Take out your novel and read quietly. If you are finished, you may begin your OER's for your project.</p>	

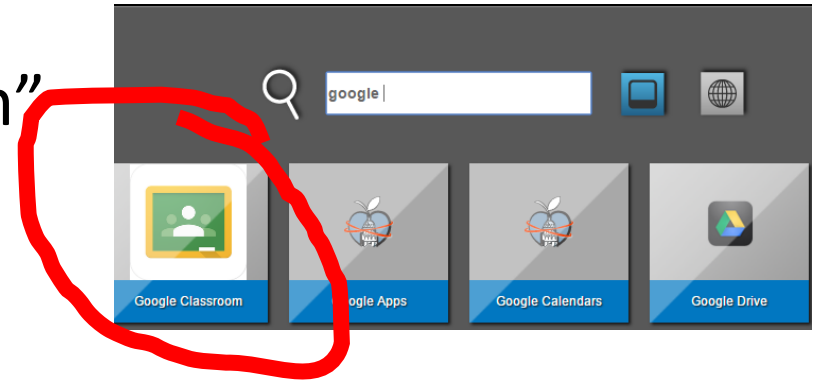
Prepositional Phrase wkst.

Reading “The Most Dangerous Game”

- We will be reading HALF of the story today.
- When we finish, we will work on your Independent Reading Projects.

Independent Reading Projects

1. Log on to your computer (Pocket # → Computer #)
2. Log into your **cloud**
3. Search for the app “Google Classroom”
4. Join this class:



• **Period 1** →

pb0k4t

Period 1 ELA I



Kimberly Wiedmeyer

STREAM

STUDENTS

ABOUT

Due Monday
Independent Reading Proj...

[VIEW ALL](#)

STREAM

Show deleted items



Kimberly Wiedmeyer

8:14 AM



Due Sep 26

Independent Reading Project TEMPLATE

SAVE this template to YOUR google drive. Change the name of it to "Your first and last name

Name of book"

(Example: John Smith The Uglies)

When you're finished, upload your work to the this google classroom.

0

DONE

0

NOT DONE



Independent Reading Project TEMPLATE.pptx

PowerPoint



Add class comment...

Period 1 ELA I | [STREAM](#) | [STUDENTS](#) | [ABOUT](#) | kimberly.wiedmeyer@austinisd.org

Due Monday
Independent Reading Proje..
[VIEW ALL](#)

STREAM
Show dele

Kimberly Wiedmeyer
Sep 20

Due Sep 26

Independent Reading Project TEMPLATE

SAVE this template to YOUR google drive. Change the name of it to "Your first and last name Name of book"
(Example: John Smith The Uglies)

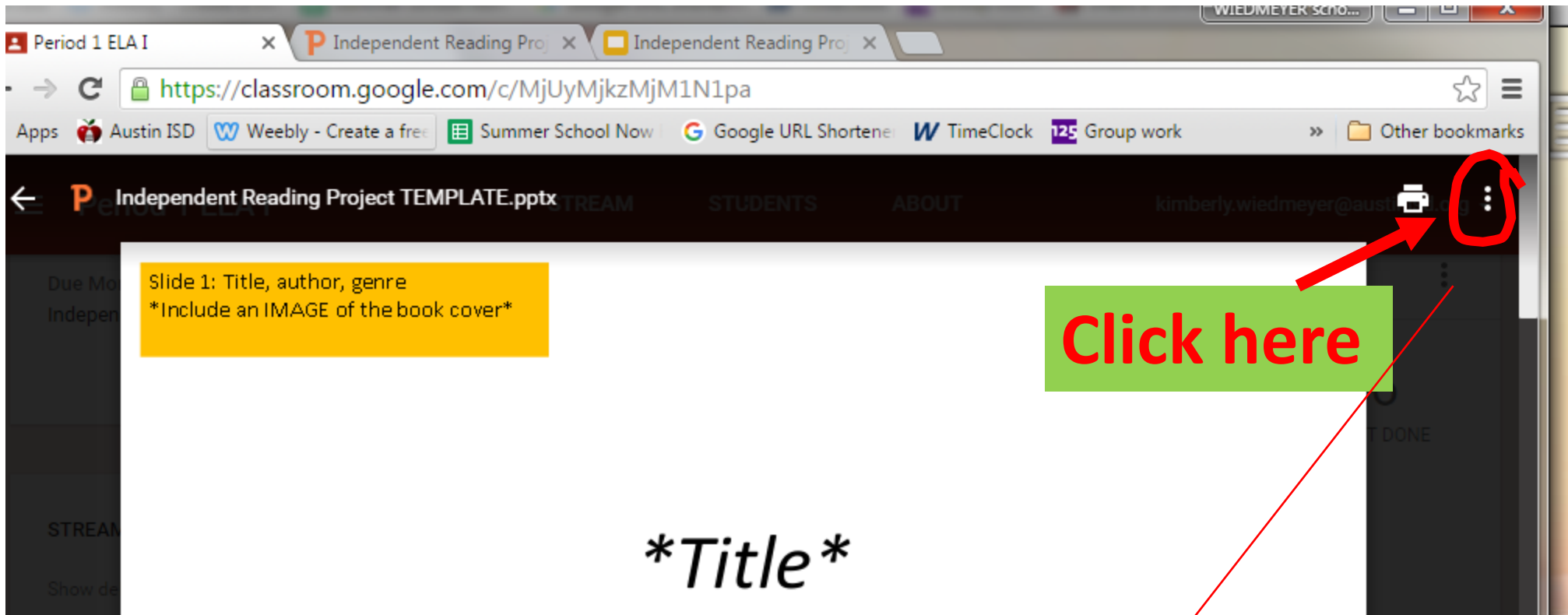
0 DONE | 16 NOT DONE

you're finished, upload your work to the this google classroom.

Independent Reading Project TEMPLATE.pptx
PowerPoint

3 class comments

Click here



Click here

OPEN IN A NEW WINDOW!

Slide 1: Title, author, genre
Include an IMAGE of the book cover

- Details
- Open in new window

Title

Author:

Genre:

Slide 2: Setting
*Give a description of the setting, including WHERE and WHEN
-Include an IMAGE of the setting

Setting:

Independent Reading Project TEMPLATE.pptx

Slide 1: Title, author, genre
Include an IMAGE of the book cover

Open with ▾

- Connected apps
- Cloud Drive to Mail
- Google Slides**
- Suggested third-party apps
- CloudConvert
- Connect more apps

TITLE

Author:

Genre:

Slide 2: Setting
*Give a description of the setting, including WHERE and WHEN
-Include an IMAGE of the setting



Classroom x Independent Reading Proj x Independent Reading Proj x Independent Reading Proj x Independent Reading Proj x

https://docs.google.com/presentation/d/1a4Fcm9iIlwSDwOiPezTF_yRfHs119XKwFYwGRGeXzWc/edit#slide=id.p3

Apps Austin ISD Weebly - Create a free Summer School Now Google URL Shortener TimeClock 125 Group work Share a Concern Aust Technology STAAR

Independent Reading Project TEMPLATE.pptx

File Edit View Insert Slide Format Arrange Tools Table Help Last edit was seconds ago

Present

1

2

3

4

5

6

RENAME → Name and title of your book

Joe Smith Hunger Games

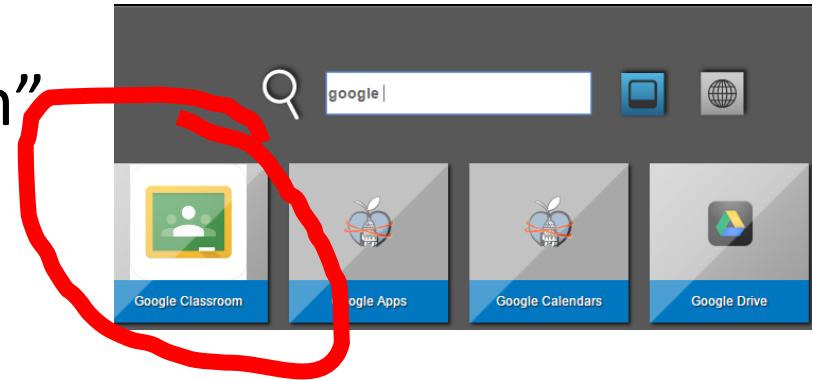
Title:

Author:

Genre:

Independent Reading Projects

1. Log on to your computer (Pocket # → Computer #)
2. Log into your **cloud**
3. Search for the app “Google Classroom”
4. Join this class:

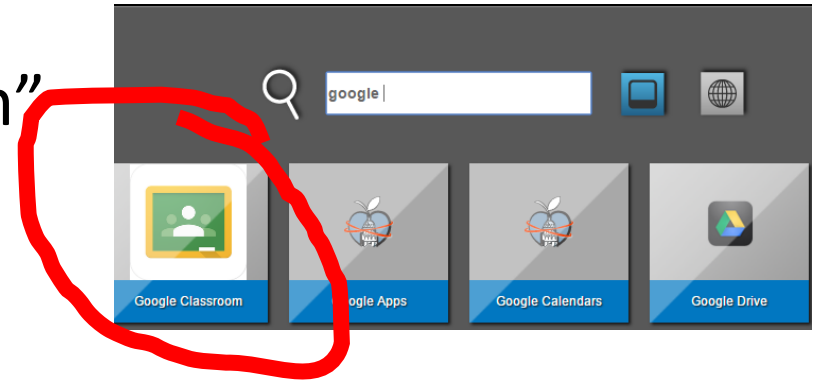


- **Period 3** →

ley4sfx

Independent Reading Projects

1. Log on to your computer (Pocket # → Computer #)
2. Log into your **cloud**
3. Search for the app “Google Classroom”
4. Join this class:



• **Period 5** →

rneu3rd

HOMework: A DAY

- DUE Monday, 9/26
 - Prep. Phrase wkst.
 - Independent Reading Project
 - UPLOAD to Google Classroom
 - Save it to a USB and/or email it to Ms. Wiedmeyer
 - Kimberly.wiedmeyer@austinisd.org

HOMework: B DAY

- DUE Tuesday, 9/27
 - Prep. Phrase wkst.
 - Independent Reading Project
 - UPLOAD to Google Classroom
 - Save it to a USB and/or email it to Ms. Wiedmeyer
 - Kimberly.wiedmeyer@austinisd.org