

<p>Step 1→ Take out your homework.</p>	<p>Take out your quote packet.</p>
<p>Step 2→ Write down today's date and title.</p>	<p><u>Writing an Expository Essay</u> 2/1/16</p>
<p>Step 3→ Journal</p>	<p>Journal #8: Free Write -Write about anything you want!</p>

● Journal #8: Free Write 2/1/16

19

Turn to page 19



18 Grammar Check: Prepositional Phrases



Take out a PENCIL and your purple bookmarks.

*Cross out your prepositional phrases!



Journal #8: Free Write

2/1/16



OER → You be the judge!

In the excerpt, how does Junior change?

1. Cut them out.
2. Divide them up and have HIGHLIGHT them for A-P-E.
3. Glue them in the **CENTER** of your pink paper.
4. Draw a line between each OER.

On the left side, **write in GREEN** all the positives.

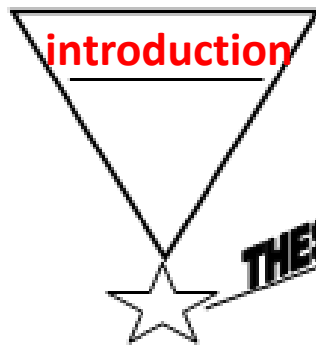
On the right side, **write in RED** all the negatives.

Write "PASS" or "FAIL" next to each one.

ANSWER:	
Uses key words	Does NOT use key words
Contains the correct answer	Contains the wrong answer
PROOF:	
Quotations are used as evidence	No quotes used
Quotations are introduced	Quotations are PLOPPED
Relevant proof is selected	Irrelevant proof is selected
Parenthetical reference is used correctly	NO parenthetical reference
EXPLANATION	
Does NOT just repeat the "Answer"	Repeats the "Answer" sentence
Explains how the proof show a change in the character (x3 pts)	Does not explain the importance of the proof selected. (x3 pts)

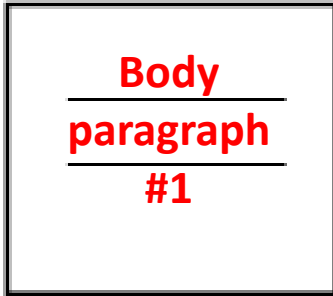
Please assess: PASS or FAIL?

- Doc Cam



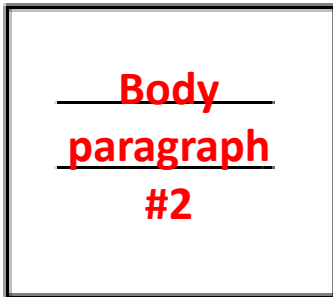
Introduction: ___ sentences

- Sentence 1 → ____: How can you excite/engage the reader?
- Sentence 2 → ____: The most _____ sentence
 - State your _____ and give ___ reasons why




Body Paragraph #1: _____ sentences (DER structure)

- Sentence 1 (_____) → Topic sentence: State Reason #1
- Sentence 2 (_____) → specific example
 - _____ example (book, movie, play)
 - OR _____ example
- Sentence 3-4 (_____) → Connect to your thesis
- Sentence 5 → Re-state the idea you proved and _____ to Reason #2



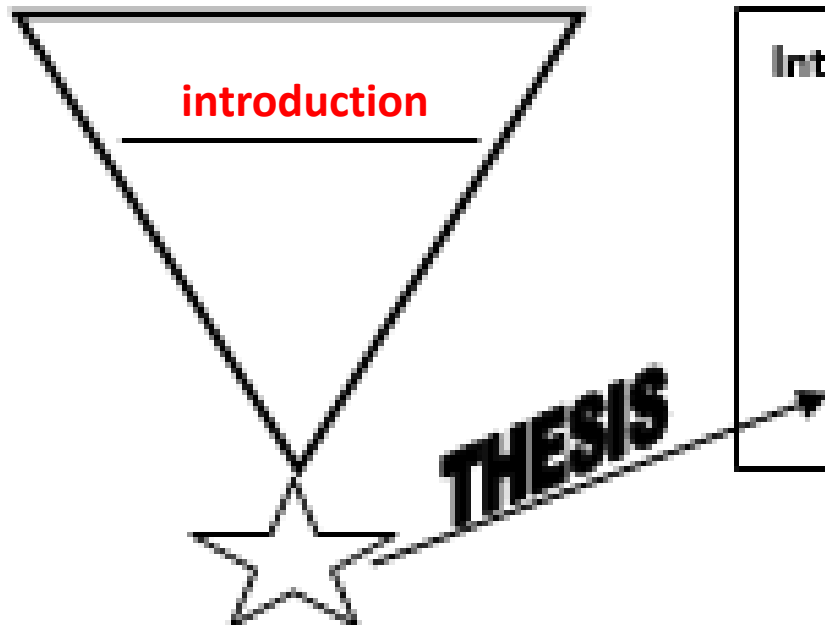
Body Paragraph #2: 4-5 sentences (DER structure)

- Sentence 1 (_____) → Topic sentence: State Reason #1
- Sentence 2 (_____) → specific example
 - _____ example (book, movie, play)
 - OR _____ example
- Sentence 3-4 (_____) → Connect to your thesis
- Sentence 5 → Re-state the idea you proved



Conclusion: 2 sentences

- Sentence 1 → _____ Thesis
 - Use _____ word choice than your thesis
- Sentence 2 → " _____ ?" Sentence
 - What should we care? How does this affect the



Introduction: 2 sentences

- Sentence 1 → hook: How can you excite/engage the reader?
- Sentence 2 → THESIS: The most important sentence
 - State your position and give 2 reasons why



Body paragraph #1

Body Paragraph #1: **4-5** sentences (OER structure)

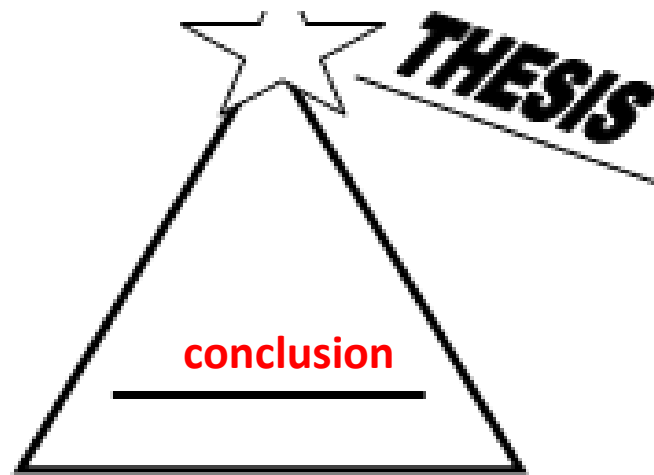
- Sentence 1 (**ANSWER**) → Topic sentence: State Reason #1
- Sentence 2 (**PROOF**) → specific example
 - **Literary** example (book, movie, play)
OR **Historical or personal** example
- Sentence 3-5 (**EXPLAIN**) → Connect to your thesis

Body paragraph #2



Body Paragraph #2: 4-5 sentences (OER structure)

- Sentence 1 (ANSWER) → Topic sentence: State Reason #2
- Sentence 2 (PROOF) → specific example
 - Literary example (book, movie, play)
OR Historical or personal example
- Sentence 3-5 (EXPLAIN) → Connect to your thesis



Conclusion: 2 sentences

- Sentence 1 → **Restated** _____ Thesis
 - Use **different** _____ word choice than your thesis
- Sentence 2 → "**So What?** _____?" Sentence
 - What should we care? How does this affect the world? Connect ideas in essay to the big picture.

Look at structure of an essay from MOY 1

1. Although many people may feel that a certain status or position might signal that they are “successful,” others feel that they never have arrived and are never done improving. Write an essay explaining whether people should be satisfied with their success or should always work to improve.

How to plan an essay:

Step 1: Take the prompt and turn it into a question.

Should people be satisfied with their success or should they work to improve?

How to plan an essay:

Step 1: Take the prompt and turn it into a question.

Should people be satisfied with their success or should they work to improve?

Choose the side that is
EASIEST to defend!

Step 2: Pick a position.

work to improve



work to improve

Step 2: Pick a position.

Step 3: Come up with two reasons why.

Self-confidence

*World becomes
a better place*

Step 2+3= THESIS statement

*People should work to improve themselves because they will
gain self-confidence and make the world a better place.*

BP #1

BP #2

Challenge: Can you write this essay?

- Introduction → Stamp
- BP #1 → Stamp
- BP #2 → Stamp
- Conclusion → Stamp

HOMework: A DAY

- DUE Wednesday, 2/3/16
 - Creating Questions and Planning Wkst.

HOMEWORK: B DAY

- DUE Thursday, 2/4/16
 - Creating Questions and Planning Wkst.